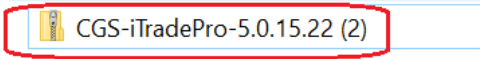
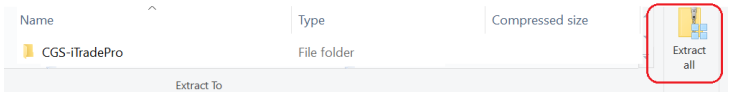
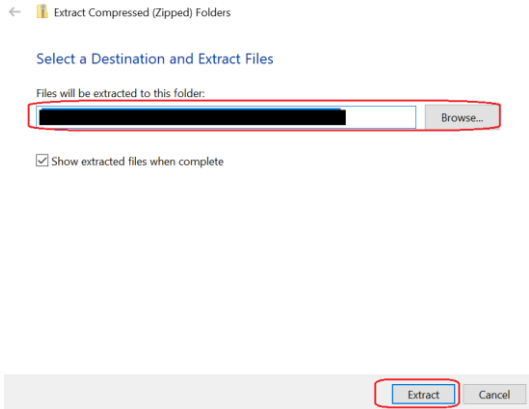


Steps to Download CGS iTradePro Version 5.0.15.22

In relation to the change of corporate entity from CGS-CIMB Securities Sdn. Bhd. to CGS International Securities Malaysia Sdn. Bhd. (“**CGS MY**”), here are the guidelines to update to the rebranded CGS iTradePro version to reflect the updated company name and branding.

Step	Action	Image
1	Download and open the zip folder. https://plc.asiaebroker.com/download/n2n/CGS-iTradePro-5.0.15.22.zip	
2	Click on “Extract all”	
3	Select a destination to save your CGS iTradePro folder click “Extract”.	
4	Click CGS iTradePro icon > select your broker ATP_Internet (public use). Enter your login and password > submit.	