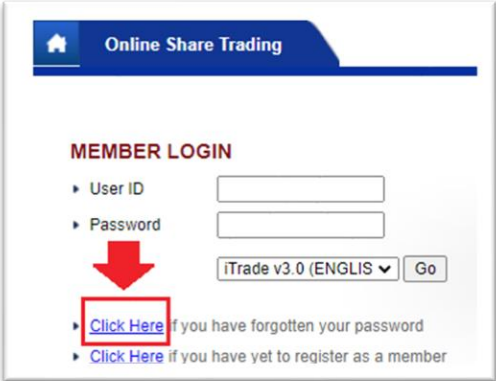





Self-Uplift Login Suspension User Guide

Step	Web Trading Platform	Mobile Application
<p>Step 1:</p> <p>Click on “Forgot Password”.</p>		
<p>Step 2:</p> <ul style="list-style-type: none"> • Key in your User ID. • Tick the checkbox of “I’m not a robot”. • Click “Retrieve Hint” button. • Answer to hint. • Tick the checkbox of 'I'm not a robot' and hit the “Submit” button. <p><u>Note</u> “I’m not a robot” is only applicable to web trading platform.</p>		
<p>Step 3:</p> <ul style="list-style-type: none"> • A temporary password will be sent to your registered email. • Login iTrade with your username & temporary code. • Change to new password. • Now you should be able to login again. <p><u>Note</u> “I’m not a robot” is only applicable to web trading platform.</p> <p>The Account suspension will be removed once you have successfully changed your password.</p>	